

**COLLECTION OF STATISTICAL DATA**  
**FOR**  
**CONFERENCES AND INCENTIVES**  
*conducted for the*  
**CYPRUS TOURISM ORGANIZATION**

*April, 2008*



## **TABLE OF CONTENTS**

<b>A. METHODOLOGY</b> .....	2
<b>B. INTRODUCTION</b> .....	4
<b>C. EXECUTIVE SUMMARY</b> .....	6
<b>D. ANALYSIS OF FINDINGS</b> .....	8
1. ANALYSIS OF RESPONDENTS/ PARTICIPANTS IN THE PROJECT.....	9
2. CITY THAT CONFERENCES AND INCENTIVES TOOK PLACE .....	10
3. COVERAGE OF CONFERENCES AND INCENTIVES .....	13
4. TYPE OF CONFERENCES AND INCENTIVES .....	16
5. TOTAL NUMBER OF PARTICIPANTS.....	20
6. MONTH THAT CONFERENCES AND INCENTIVES TOOK PLACE .....	23
7. AVERAGE NUMBER OF PARTICIPANTS.....	27
8. AVERAGE NUMBER OF DAYS PARTICIPANTS STAYED IN CYPRUS.....	28
9. ACCOMMODATION TYPE.....	29
10. FINANCIAL ESTIMATES.....	30
11. ANALYTICAL TABLES .....	31
12. COUNTRY OF ORIGIN .....	65
<b>D. QUESTIONNAIRE</b> .....	73



## ***A. METHODOLOGY***



## **METHODOLOGY**

<b><i>Company</i></b>	<b><i>CMR Cypronetwork</i></b> , partner of GfK Custom Research Worldwide, member of Cypronetwork Consultancy Group, SEDEAK and ESOMAR
<b><i>Commissioned by</i></b>	<b><i>CYPRUS TOURISM ORGANIZATION</i></b>
<b><i>Period which the data cover</i></b>	The data were collected between January 2007 and December 2007
<b><i>Respondents</i></b>	Organizations such as hotels, travel agents, conference organizers, conference venues, governmental and semi governmental organizations, education and financial institutions.
<b><i>Data Collection Method</i></b>	Data were collected via email, fax and over the phone. Systematic and intensive follow-up was carried out during this period in order to ensure that the data were sent through by the key players as well as other organizations and institutions.

## ***B. INTRODUCTION***



## **INTRODUCTION**

Taking into consideration the rapid growth of Conferences and Incentives Tourism, the Cyprus Tourism Organization has set the market in question as one of the main target markets in its Strategic Plan for 2003-2010. In achieving the specific aim an action plan has been devised for the development of Conferences and Incentives Tourism.

Conferences and Incentives Tourism is considered to be a highly competitive sector among tourism destinations due to its development prospect and the fact that it appears as a solution to problems such as seasonality, expenditure and repeating tourism. It is therefore essential to estimate the market size for better evaluation of the current situation as well as for a better planning of future actions for the development and promotion of this segment by CTO.

To this end, CMR Cypronetwork has undertaken the task of systematic collection of statistical data on conferences and incentives tourism from all organizations directly involved with this target group during the period of one year (i.e. January – December 2007), according to the instructions and specifications set by CTO. This report is the Final Report being submitted for the Project and refers to all twelve months (i.e. January – December 2007) of the year.

## ***C. EXECUTIVE SUMMARY***



## Executive Summary

- **Conferences** (events of up to 50 participants) is the leading category (83%) in the Conferences and Incentives Market in Cyprus during the 2007
- Forty four percent of the participants who provided data belong to the **Hotel Industry**
- The vast varority of the events had a **European** coverage (58%), while 42% had **International** coverage
- Almost six in ten Conferences or Incentives **took place** in **Limassol** (56%)
- Most Conferences or Incentives took place in April (14%) followed by May and October (13% respectively)
- Seven in ten **Corporate** conferences and 58% of the **Incentives** took place in Limassol. Limassol also lead the way for **Governmental** conferences (41%), while most of the **Association** conferences took place in Limassol too (33%)
- The average number of participants in each Conference or Incentive event is approximately one hundred
- The average of days that participants stayed in Cyprus for Conferences or Incentives is 4.

### **CRITERIA THAT CONFERENCES AND INCENTIVES MUST FULFILL:**

- Conferences and Incentives must have at least 30% foreigner participants
- Participants must have at least one overnight
- The Conferences must have at least 50 participants
- The Incentives must have at least 20 participants

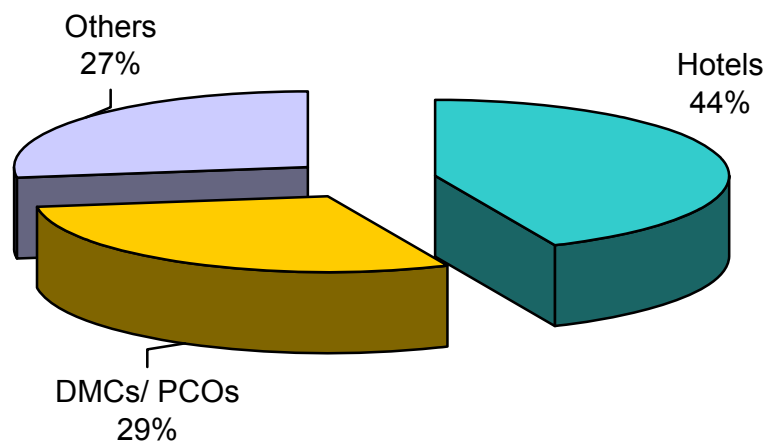


## ***D. ANALYSIS OF FINDINGS***

## 1. ANALYSIS OF RESPONDENTS/ PARTICIPANTS IN THE PROJECT

Almost one in two participants who provided data for this project belong to the **Hotel industry** (44%), twenty nine percent of the sample are **DMCs/ PCOs** and twenty seven percent belongs to another category.

**Graph 1**  
**ANALYSIS OF RESPONDENTS/ PARTICIPANTS IN THE PROJECT**



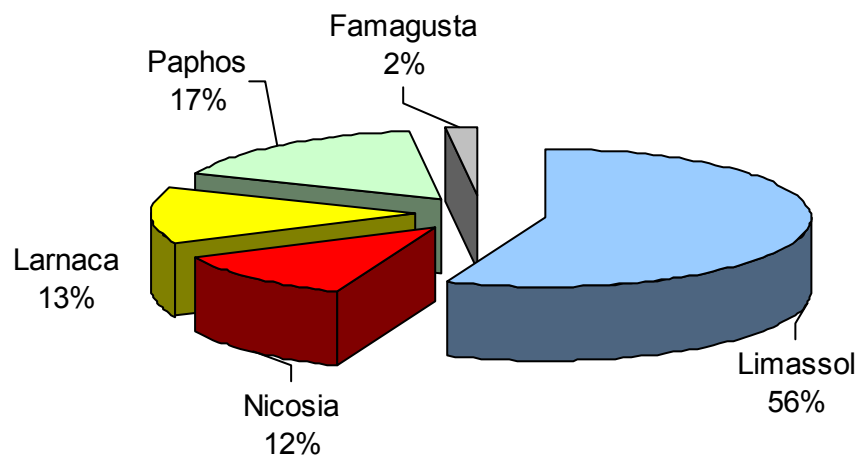
**Table 1**  
**TOTAL NUMBER OF RESPONDENTS/ PARTICIPANTS IN THE PROJECT**

HOTELS	22
DMCs/ PCOs	15
OTHERS	14
<b>TOTAL</b>	<b>51</b>

## 2. CITY THAT CONFERENCES AND INCENTIVES TOOK PLACE

According to the statistical data collected, **Limassol** is the city that is mostly preferred for **Conferences and Incentives tourism** (56%). One in six events take place in **Paphos** (17%), followed by **Larnaca** and **Nicosia** with 13% and 12% respectively. Only two percent of the total was allocated in the **Famagusta** area.

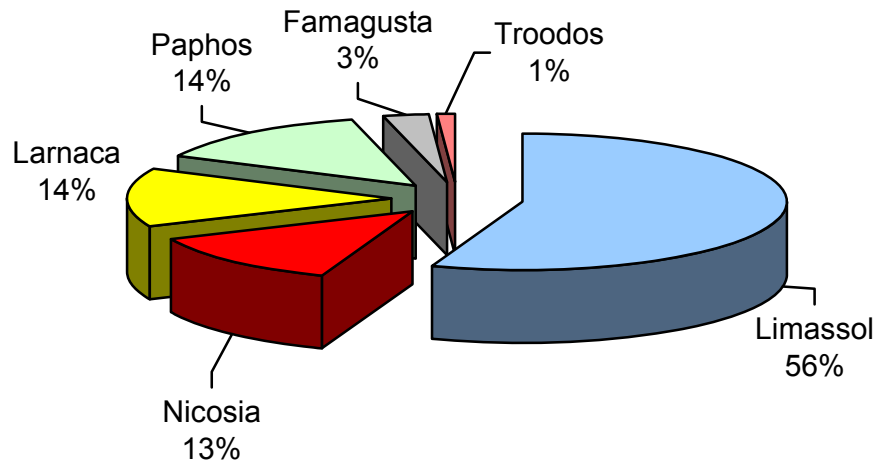
**Graph 2**  
**ALLOCATION OF CONFERENCES AND INCENTIVES PER CITY**



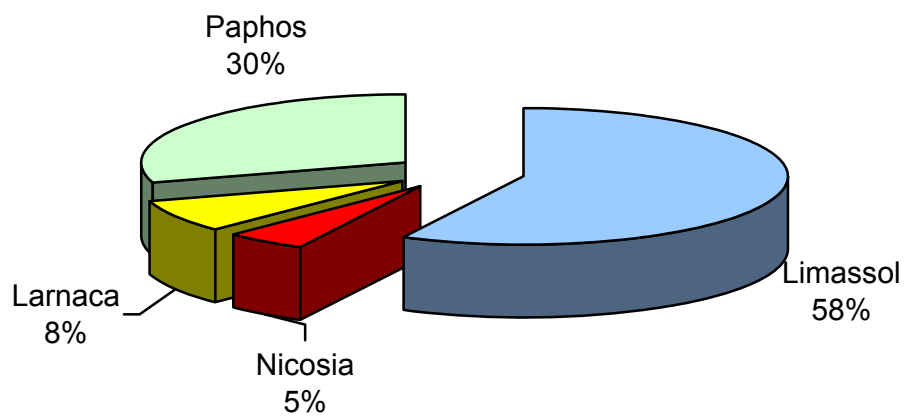
**Table 2**  
**ALLOCATION OF CONFERENCES AND INCENTIVES PER CITY**  
**(ACTUAL FIGURES)**

	TOTAL	CONFERENCES	INCENTIVES
Limassol	128	105	23
Nicosia	27	25	2
Larnaca	30	27	3
Paphos	38	26	12
Famagusta	5	5	0
Troodos	1	1	0
<b>TOTAL</b>	<b>229</b>	<b>189</b>	<b>40</b>

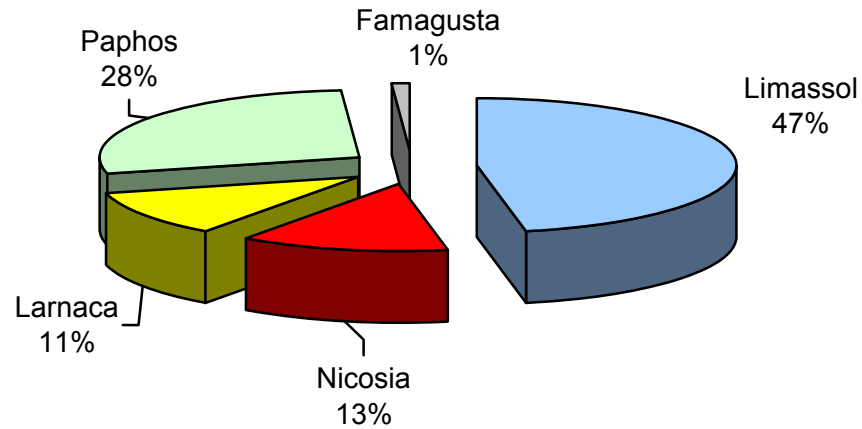
**Graph 3**  
**ALLOCATION OF CONFERENCES PER CITY**



**Graph 4**  
**ALLOCATION OF INCENTIVES PER CITY**



**Graph 5**  
**ALLOCATION OF NUMBER OF PARTICIPANTS PER CITY**



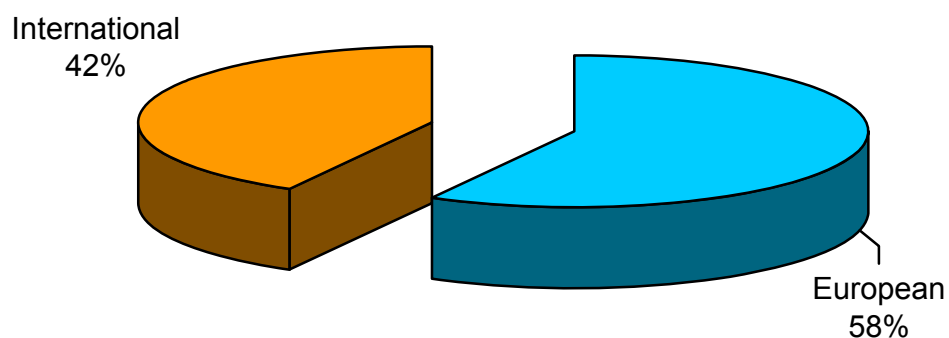
**Table 3**  
**ALLOCATION OF NUMBER OF PARTICIPANTS PER CITY**  
**(ACTUAL FIGURES)**

Limassol	11146
Nicosia	3179
Larnaca	2554
Paphos	6558
Famagusta	276
Troodos	50
<b>TOTAL</b>	<b>23763</b>

### 3. COVERAGE OF CONFERENCES AND INCENTIVES

Almost six in ten events had a **European** coverage (58%), meaning that participants come from EU25 countries only, while forty-two percent of the events had **International** coverage (the participants to those events were from any country in the world other than EU25 plus any EU25 country).

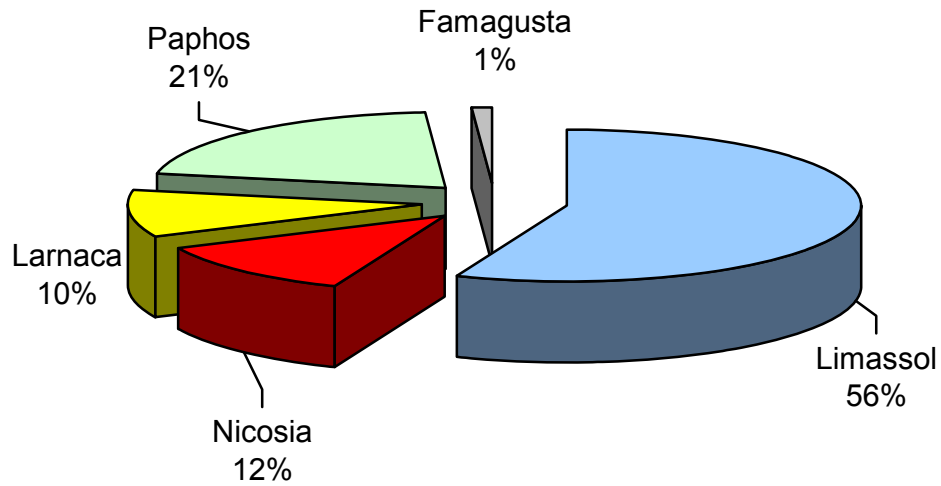
**Graph 6**  
**COVERAGE OF CONFERENCES AND INCENTIVES**



**Table 4**  
**COVERAGE OF CONFERENCES AND INCENTIVES –**  
**(ACTUAL FIGURES)**

European Conferences	133
International Conferences	96
<b>TOTAL</b>	<b>229</b>

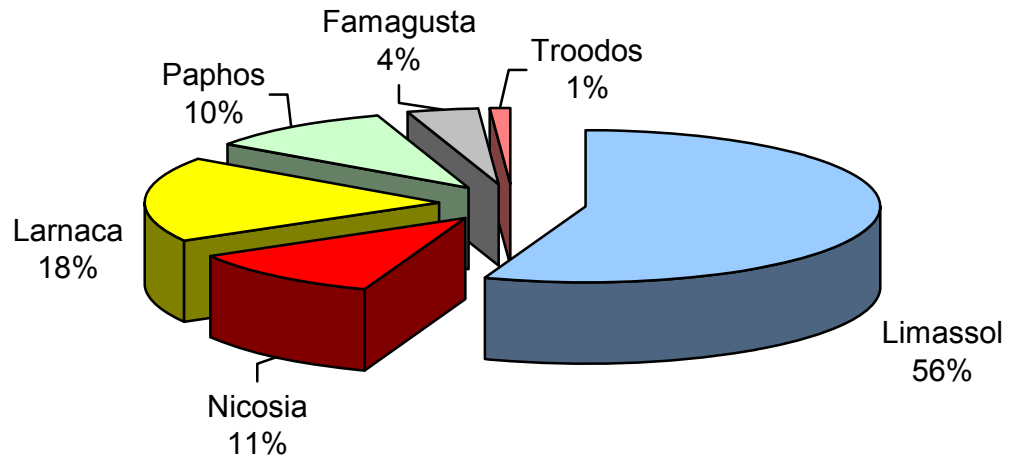
**Graph 7**  
**EUROPEAN CONFERENCES AND INCENTIVES – ANALYSIS BY CITY**



**Table 5**  
**EUROPEAN CONFERENCES AND INCENTIVES – ANALYSIS BY CITY**  
**(ACTUAL FIGURES)**

Limassol	75
Nicosia	16
Larnaca	13
Paphos	28
Famagusta	1
<b>TOTAL</b>	<b>133</b>

**Graph 8**  
**INTERNATIONAL CONFERENCES AND INCENTIVES – ANALYSIS BY CITY**



**Table 6**  
**INTERNATIONAL CONFERENCES AND INCENTIVES – ANALYSIS BY CITY**  
**(ACTUAL FIGURES)**

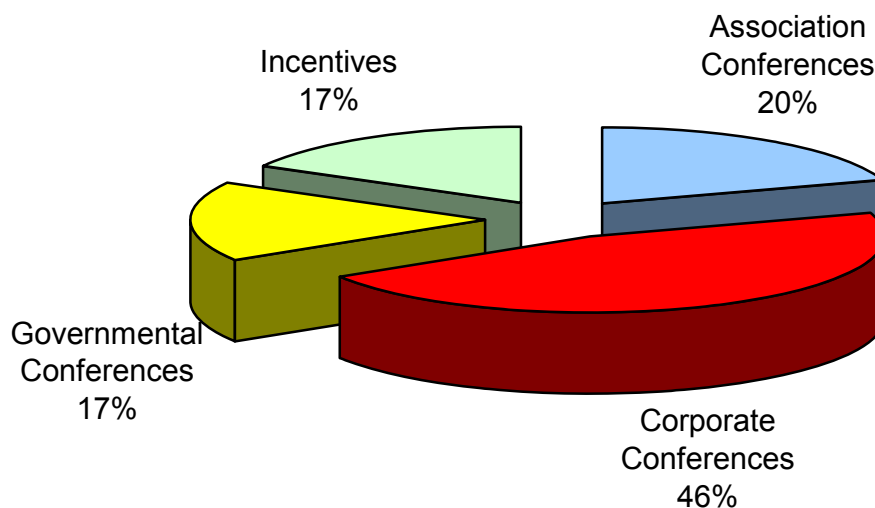
Limassol	53
Nicosia	11
Larnaca	17
Paphos	10
Famagusta	4
Troodos	1
<b>TOTAL</b>	<b>96</b>



#### 4. TYPE OF CONFERENCES AND INCENTIVES

During 2007, **Corporate conferences** is the leading category in the Conferences and Incentives market in Cyprus (46%), followed by **Association conferences** which represent 20% of the sample. Smaller proportions referred to **Incentives** and **Governmental conferences** (17% respectively).

**Graph 9**  
**TYPE OF CONFERENCES AND INCENTIVES**

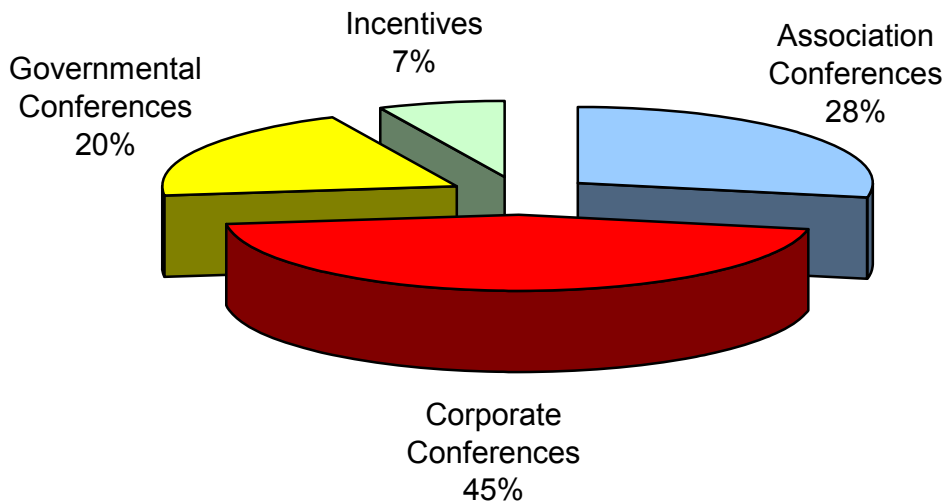


**Table 7**  
**TYPE OF CONFERENCES AND INCENTIVES**  
**(ACTUAL FIGURES)**

Association Conferences	45
Corporate Conferences	105
Governmental Conferences	39
Incentives	40
<b>TOTAL</b>	<b>229</b>

As far as the number of participants is concerned, **Corporate** conferences acquired the top place with 45%. With percentages 28% and 20% respectively follow **Association** and **Governmental** Conferences while **Incentives** gathers percentage 7%.

**Graph 10**  
**ALLOCATION OF NUMBER OF PARTICIPANTS PER CONFERENCES**  
**AND INCENTIVES TYPE**



**Table 8**  
**ALLOCATION OF NUMBER OF PARTICIPANTS PER CONFERENCES**  
**AND INCENTIVES TYPE**  
**(ACTUAL FIGURES)**

Association Conferences	6616
Corporate Conferences	10612
Governmental Conferences	4772
Incentives	1763
<b>TOTAL</b>	<b>23763</b>

The following tables provide a summary analysis of the data for the four main types of conferences and incentives covered in this project.

**Table 9**

	Association conferences	Corporate conferences	Governmental conferences	Incentives
	%	%	%	%
<b>Allocation per city</b>				
Limassol	33	70	41	58
Larnaca	24	6	26	8
Nicosia	20	5	28	5
Paphos	11	19	3	30
Famagusta	9	-	3	-
Troodos	2	-	-	-
<b>Total</b>	<b>100</b>	<b>100</b>	<b>100</b>	<b>100</b>
<b>Allocation of participants per city</b>				
Limassol	31	55	52	43
Larnaca	14	4	23	7
Nicosia	31	2	16	4
Paphos	20	38	8	46
Famagusta	3	-	1	-
Troodos	1	-	-	-
<b>Total</b>	<b>100</b>	<b>100</b>	<b>100</b>	<b>100</b>
<b>Coverage</b>				
European	44	57	62	73
International	56	43	38	28
<b>Total</b>	<b>100</b>	<b>100</b>	<b>100</b>	<b>100</b>

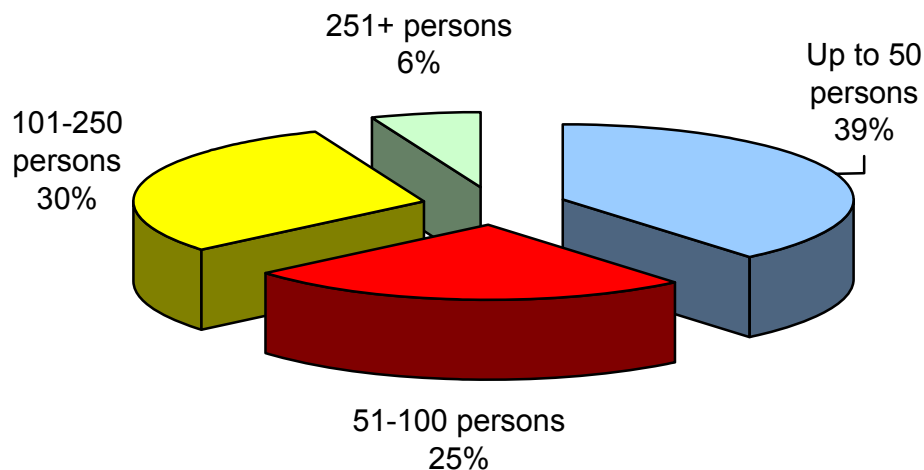
**Table 10**

	<b>Limassol</b>	<b>Larnaca</b>	<b>Nicosia</b>	<b>Paphos</b>	<b>Famagusta</b>	<b>Troodos</b>
	<b>%</b>	<b>%</b>	<b>%</b>	<b>%</b>	<b>%</b>	<b>%</b>
	<b>Allocation per type</b>					
Association conferences	12	37	33	13	80	100
Corporate conferences	58	20	19	53	-	-
Governmental conferences	13	33	41	3	20	-
Incentives	18	10	7	32	-	-
<b>Total</b>	<b>100</b>	<b>100</b>	<b>100</b>	<b>100</b>	<b>100</b>	<b>100</b>
	<b>Allocation of participants per type</b>					
Association conferences	18	35	65	20	82	100
Corporate conferences	53	18	8	61	-	-
Governmental conferences	22	42	25	6	18	-
Incentives	7	5	2	12	-	-
<b>Total</b>	<b>100</b>	<b>100</b>	<b>100</b>	<b>100</b>	<b>100</b>	<b>100</b>

## 5. TOTAL NUMBER OF PARTICIPANTS

Almost four in ten events which took place in Cyprus during 2007 had up to **50 participants** (39%). One in four events had **51-100** participants (25%), three in ten of the conferences and incentives had **101-250** persons (30%) and finally **251+** participants had 6% of the sample.

**Graph 11**  
**TOTAL NUMBER OF PARTICIPANTS**

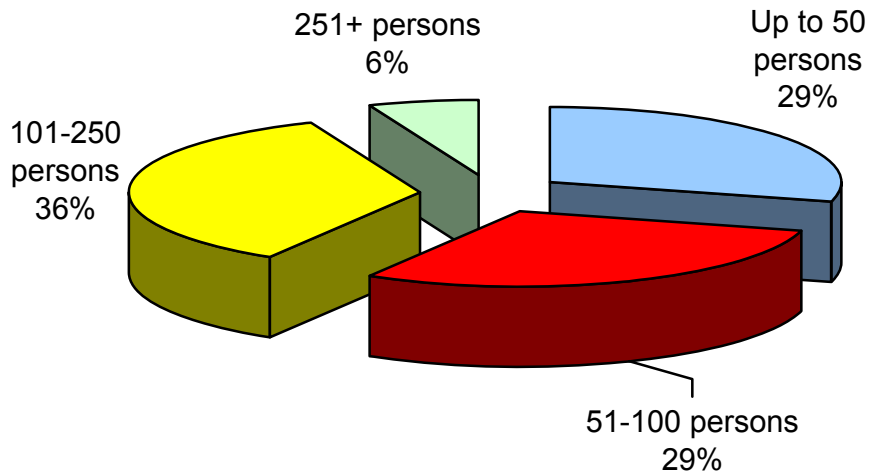


**Table 11**  
**TOTAL NUMBER OF PARTICIPANTS (ACTUAL FIGURES)**

	TOTAL	CONFERENCES	INCENTIVES
Up to 50 persons	90	55	35
51-100 persons	57	55	2
101-250 persons	69	67	2
251+ persons	13	12	1
<b>TOTAL</b>	<b>229</b>	<b>189</b>	<b>40</b>

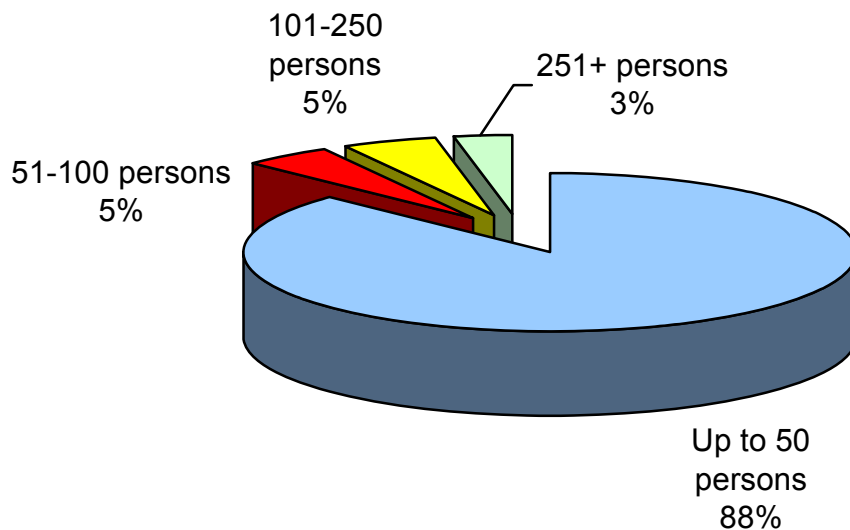
**Graph 12**

**TOTAL NUMBER OF PARTICIPANTS – CONFERENCES**



**Graph 13**

**TOTAL NUMBER OF PARTICIPANTS – INCENTIVES**



**Table 12**  
**EVENT SIZE BY CITY**

	<b>Limassol</b>	<b>Larnaca</b>	<b>Nicosia</b>	<b>Paphos</b>	<b>Famagusta</b>	<b>Troodos</b>
	<b>%</b>	<b>%</b>	<b>%</b>	<b>%</b>	<b>%</b>	<b>%</b>
Up to 50 persons	43	40	41	21	60	100
51-100 persons	18	47	44	16	40	-
101-250 persons	38	7	4	47	-	-
251+ persons	2	7	11	16	-	-
<b>Total</b>	<b>100</b>	<b>100</b>	<b>100</b>	<b>100</b>	<b>100</b>	<b>100</b>

**Table 13**  
**CITY BY EVENT SIZE**

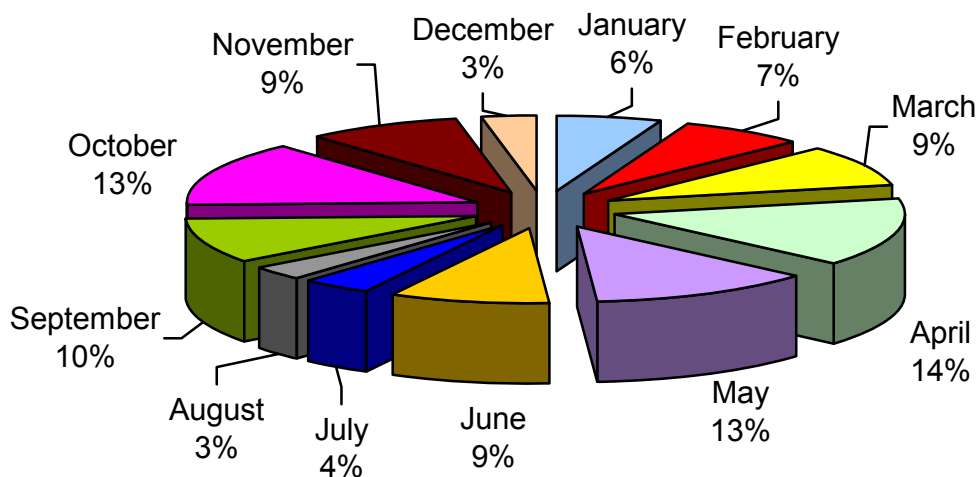
	<b>Up to 50 persons</b>	<b>51-100 persons</b>	<b>101-250 persons</b>	<b>251+ persons</b>
	<b>%</b>	<b>%</b>	<b>%</b>	<b>%</b>
Limassol	61	40	70	15
Larnaca	13	25	3	15
Nicosia	12	21	1	23
Paphos	9	11	26	46
Famagusta	3	4	-	-
Troodos	1	-	-	-
<b>Total</b>	<b>100</b>	<b>100</b>	<b>100</b>	<b>100</b>

## 6. MONTH THAT CONFERENCES AND INCENTIVES TOOK PLACE

Most Conferences and Incentives took place in **April, May and October** (14%, 13% and 13% respectively), followed by **September** with a percentage of 10%, while **June, March and November** were mentioned by 9% of the sample respectively. In addition seven percent of the events took place in **February** and 6% in **January**.

*Graph 14*

**MONTH THAT CONFERENCES AND INCENTIVES TOOK PLACE**

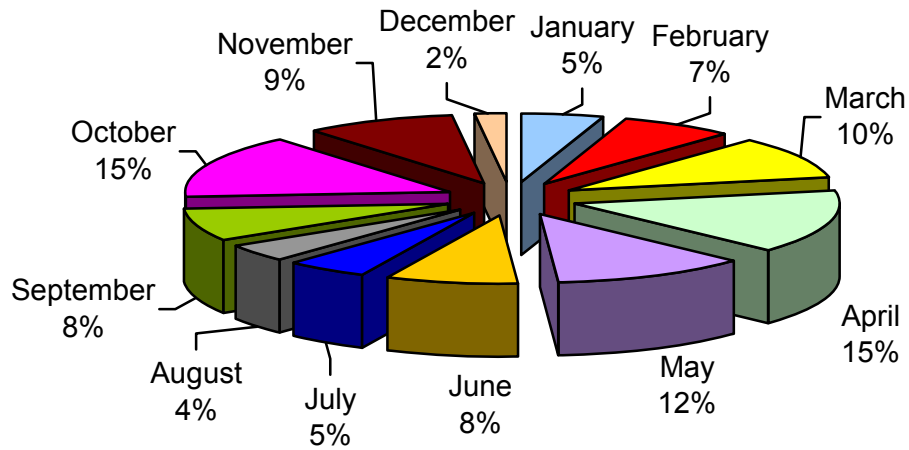




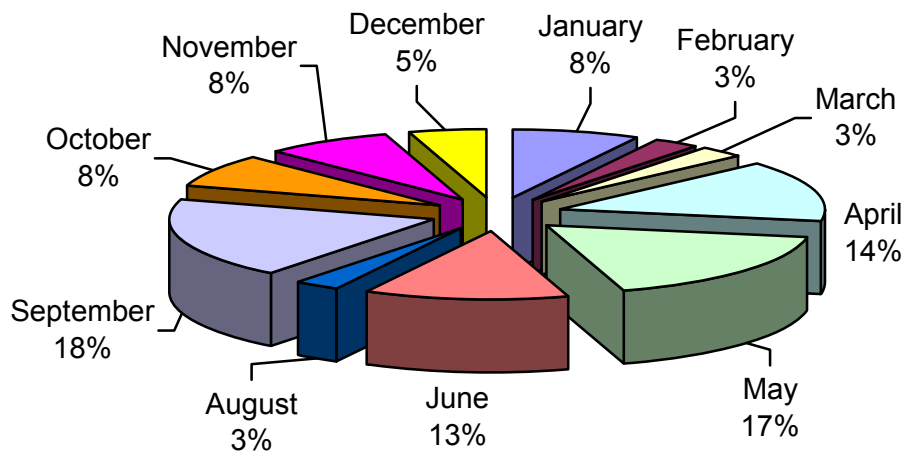
**Table 14**  
**MONTH THAT CONFERENCES AND INCENTIVES TOOK PLACE**  
**(ACTUAL FIGURES)**

	<b>TOTAL</b>	<b>CONFERENCES</b>	<b>INCENTIVES</b>
January	13	10	3
February	15	14	1
March	20	19	1
April	35	29	6
May	29	22	7
June	20	15	5
July	9	9	-
August	8	7	1
September	23	15	8
October	31	28	3
November	20	17	3
December	6	4	2
<b>TOTAL</b>	<b>229</b>	<b>189</b>	<b>40</b>

**Graph 15**  
**MONTH THAT CONFERENCES TOOK PLACE**



**Graph 16**  
**MONTH THAT INCENTIVES TOOK PLACE**



The most preferred month for **Association** conferences is October (22%) and for **Corporate** conferences it is April (15%). Also, most of **Governmental** conferences took place in April (21%), while September was the most preferred month for **Incentives** (20%).

**Table 15**  
**MONTH THAT CONFERENCES AND INCENTIVES TOOK PLACE -**  
**ANALYSIS BY TYPE OF CONFERENCE AND INCENTIVE**

	<b>Association conferences</b>	<b>Corporate conferences</b>	<b>Governmental conferences</b>	<b>Incentives</b>
	<b>%</b>	<b>%</b>	<b>%</b>	<b>%</b>
January	-	9	3	8
February	7	10	3	3
March	11	10	10	3
April	11	15	21	15
May	13	12	8	18
June	4	9	10	13
July	9	4	3	-
August	4	2	8	3
September	7	10	5	20
October	22	11	15	8
November	9	8	13	8
December	2	2	3	5
<b>Total</b>	<b>100</b>	<b>100</b>	<b>100</b>	<b>100</b>

## 7. AVERAGE NUMBER OF PARTICIPANTS

The average number of participants in each event in Cyprus during 2007 is **105**. According to the analysis by type of conference, **Association** conferences have on average **147** participants, **Corporate** conferences **101** participants, **Governmental conferences** **122** participants and **Incentives** **44** participants.

**Table 16**  
**AVERAGE NUMBER OF PARTICIPANTS – ANALYSIS BY TYPE OF CONFERENCE**

	Average number
<b>TOTAL</b>	<b>105</b>
Association conferences	147
Corporate conferences	101
Governmental conferences	122
Incentives	44



**8. AVERAGE NUMBER OF DAYS PARTICIPANTS STAYED IN CYPRUS**

The average number of days that participants stayed in Cyprus for Conferences or Incentives events is **4**.

Those who participated in **Association** conferences are staying in Cyprus for **4** days and this is the same average number of days for **Corporate** conferences, **Governmental** conferences and **Incentives** (4 days).

*Table 17*

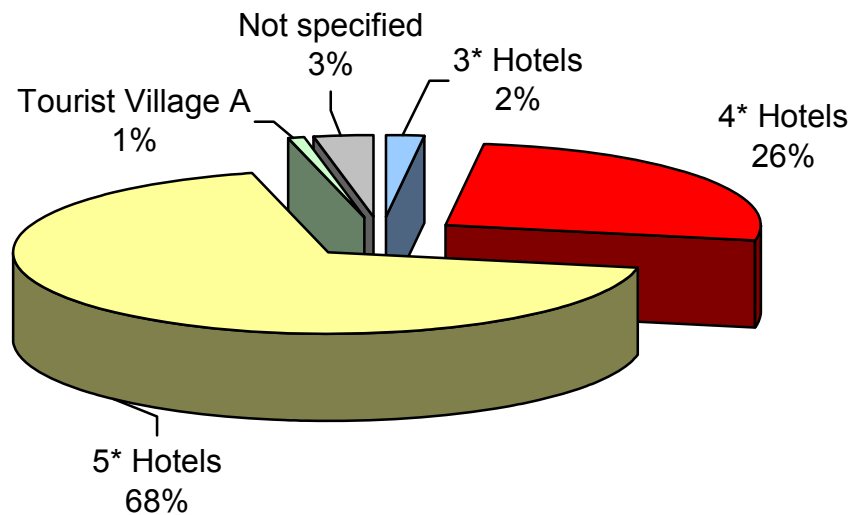
**AVERAGE NUMBER OF DAYS PARTICIPANTS STAYED IN CYPRUS  
– ANALYSIS BY TYPE OF CONFERENCE**

	Average number
<b>TOTAL</b>	<b>4</b>
Association conferences	4
Corporate conferences	4
Governmental conferences	4
Incentives	4

## 9. ACCOMMODATION TYPE

Almost seven in ten participants stayed in **5-star** Hotels during the events (68%), one in four stayed in **4-star** Hotels (26%) and only 2% stayed in **3-star** Hotels. One percent stayed in Tourist Villages (1%) and three percent was not specified (3%).

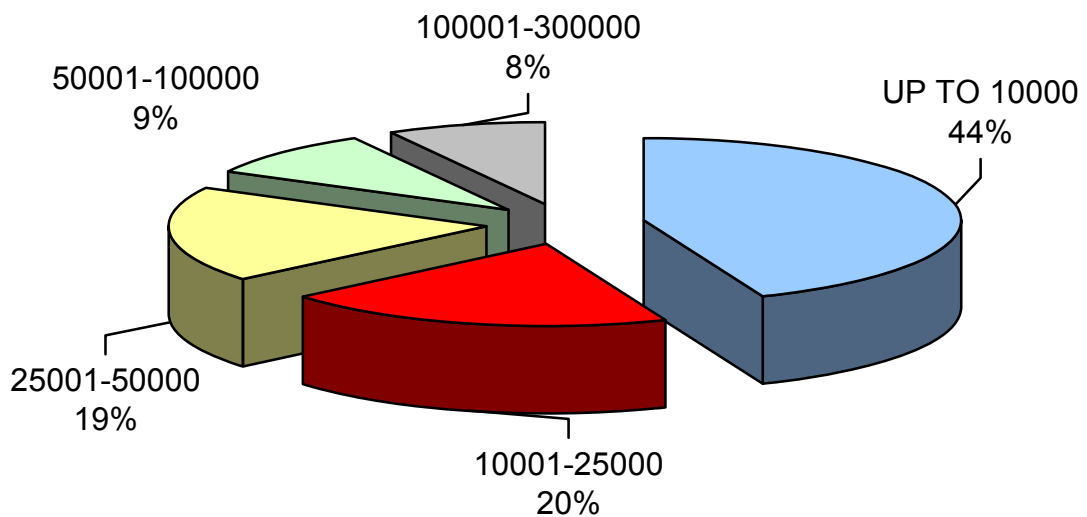
**Graph 17**  
**ACCOMMODATION TYPE**



## 10. FINANCIAL ESTIMATES

Making estimation about the cost we come to the conclusion that more than four in ten conferences or incentives cost **up to 10000** Cyprus pounds. One in five costs **10001-25000** or **25001-50000** Cyprus pounds, while seventeen percent of conferences or incentives cost **more than 50001** Cyprus pounds.

**Graph 18**  
**FINANCIAL ESTIMATES**



## 11. ANALYTICAL TABLES

The following tables provide a full analysis of the data collected during 2007 by month.

**Table 18**

***Seasonality by Venue, number of events and number of participants***

<b>Seasonality by Venue</b>	<b>Number of Events</b>	<b>Number of participants</b>
<b>January 2007</b>		
Amathus Beach Hotel	1	27
Le Meridien Spa & Resort	4	247
Coral Beach Hotel & Resort	1	400
Four Season Hotel	5	448
Hilton Cyprus	1	50
Columbia Hotels & Resorts	1	50
<b>Total</b>	<b>13</b>	<b>1222</b>
<b>February 2007</b>		
Amathus Beach Hotel	3	261
Palm Beach Hotel & Bungalows	1	50
Almyra Hotel	1	20
Hilton Park	1	690
Columbia Hotels & Resorts	1	150
Lordos Beach Hotel	2	450
Sandy Beach	1	84
Four Seasons Hotel	4	404
Hilton Cyprus	1	30
<b>Total</b>	<b>15</b>	<b>2139</b>



**Table 18 (continuation)**

<b>Seasonality by Venue</b>	<b>Number of Events</b>	<b>Number of participants</b>
<b>March 2007</b>		
Amathus Beach Hotel	1	150
Palm Beach Hotel & Bungalows	4	340
Hilton Park	2	135
Le Meridien Spa & Resort	2	290
Hawaii Grand Hotel	2	325
Sandy Beach	1	80
Four Seasons	5	586
Hilton Cyprus	2	100
Golden Bay Hotel	1	45
<b>Total</b>	<b>20</b>	<b>2051</b>
<b>April 2007</b>		
Amathus Beach Hotel	2	198
Almyra Hotel	1	140
Mediterranean Beach Hotel	6	540
Hilton Park	2	531
Le Meridien Spa & Resort	3	304
Athena Royal Beach	1	400
Europa Hotel	2	76
Hawaii Grand Hotel	6	638
Lordos Beach Hotel	3	205
Atlantica Miramare Beach Hotel	1	20
Sandy Beach	1	60
Hilton Cyprus	1	150
Four Seasons	4	347
Intercontinental Aphrodite Hills	2	212
<b>Total</b>	<b>35</b>	<b>3821</b>

**Table 18 (continuation)**

<b>Seasonality by Venue</b>	<b>Number of Events</b>	<b>Number of participants</b>
<b>May 2007</b>		
Amathus Beach Hotel	3	253
Palm Beach Hotel & Bungalows	1	150
Almyra Hotel	1	70
Anassa Hotel	2	185
Grecian Park Hotel	1	46
Le Meridien Spa & Resort	1	90
Coral Beach & Resort	2	960
Louis Apollonia Beach Hotel	1	70
Columbia Hotels & Resorts	1	60
Hawaii Grand Hotel	4	245
St' Raphael	1	67
Four Seasons	5	467
Intercontinental Aphrodite Hills	6	586
<b>Total</b>	<b>29</b>	<b>3249</b>
<b>June 2007</b>		
Amathus Beach Hotel	4	529
Le Meridien Spa & Resort	4	210
St. Raphael Hotel	1	54
Hawaii Grand Hotel	2	250
Lordos Beach Hotel	2	160
Sandy Beach	1	38
Aldiana Hotel	1	28
Mediterranean Beach Hotel	1	130
Aeneas Hotel	1	50
Intercontinental Aphrodite Hills	2	280
Anassa Hotel	1	20
<b>Total</b>	<b>20</b>	<b>1749</b>

**Table 18 (continuation)**

<b>Seasonality by Venue</b>	<b>Number of Events</b>	<b>Number of participants</b>
<b>July 2007</b>		
Atlantica Miramare Beach Hotel	1	50
Four Seasons Hotel	1	29
Intercontinental Aphrodite Hills	1	200
Lordos Beach Hotel	3	107
Louis Apollonia Beach Hotel	2	130
Police Academy	1	37
<b>Total</b>	<b>9</b>	<b>553</b>
<b>August 2007</b>		
Amathus Beach Hotel	1	40
Anassa Hotel	1	13
Le Meridien Spa & Resort	2	85
Hilton Cyprus	3	250
Athena Beach Hotel	1	750
<b>Total</b>	<b>8</b>	<b>1138</b>
<b>September 2007</b>		
St. Raphael Hotel	1	30
Hawaii Grand Hotel	1	80
Anassa Hotel	3	187
Columbia Hotels & Resorts	1	110
Golden Coast Hotel	1	60
Intercollege	1	450
Intercontinental Aphrodite Hills	3	554
Le Meridien Spa & Resort	7	179
Lordos Beach Hotel	2	130
Louis Apollonia Beach Hotel	1	24
Golden Bay Hotel	1	67
Carob Mile	1	800
<b>Total</b>	<b>23</b>	<b>2671</b>

**Table 18 (continuation)**

<b>Seasonality by Venue</b>	<b>Number of Events</b>	<b>Number of participants</b>
<b>October 2007</b>		
Altanica Miramare Hotel	1	120
Coral Beach & Resort	4	926
Hawaii Grand Hotel	1	150
Four Seasons Hotel	3	189
Golden Coast Hotel	1	40
Hilton Cyprus	2	170
Hilton Park	4	235
Intercontinental Aphrodite Hills	2	350
Le Meridien Spa & Resort	2	193
Lordos Beach Hotel	2	100
Louis Apollonia Beach Hotel	5	263
Mediterranean Beach Hotel	1	150
Aeneas Hotel	1	80
Olympic House	1	90
Golden Bay Hotel	1	100
<b>Total</b>	<b>31</b>	<b>3156</b>
<b>November 2007</b>		
Four Seasons	6	591
Hilton Park	3	185
Intercontinental Aphrodite Hills	2	135
Le Meridien Spa & Resort	6	237
Lordos Beach Hotel	1	60
Louis Apollonia Beach Hotel	1	20
Golden Bay Hotel	1	300
<b>Total</b>	<b>20</b>	<b>1528</b>

**Table 18 (continuation)**

<b>Seasonality by Venue</b>	<b>Number of Events</b>	<b>Number of participants</b>
<b>December 2007</b>		
Le Meridien Spa & Resort	2	43
Coral Beach & Resort	1	170
Four Seasons	2	223
Jubille Hotel	1	50
<b>Total</b>	<b>6</b>	<b>486</b>
<b>GRAND TOTAL</b>	<b>229</b>	<b>23763</b>

**Table 19**  
**Seasonality by month, city, number of events and number of participants**

<b>Seasonality Overview</b>		<b>Number of Events</b>		<b>Number of participants</b>	
<b>January 2007</b>					
	<b>Number</b>	<b>%</b>	<b>Number</b>	<b>%</b>	
Limassol	11	84.62	772	63.18	
Nicosia	1	7.69	50	4.09	
Paphos	1	7.69	400	32.73	
<b>Total</b>	<b>13</b>	<b>100%</b>	<b>1222</b>	<b>100%</b>	
<b>February 2007</b>					
	<b>Number</b>	<b>%</b>	<b>Number</b>	<b>%</b>	
Larnaca	4	26.67	584	27.30	
Limassol	8	53.33	815	38.10	
Nicosia	2	13.33	720	33.66	
Paphos	1	6.67	20	0.94	
<b>Total</b>	<b>15</b>	<b>100%</b>	<b>2139</b>	<b>100%</b>	
<b>March 2007</b>					
	<b>Number</b>	<b>%</b>	<b>Number</b>	<b>%</b>	
Larnaca	6	30.00	465	22.67	
Limassol	10	50.00	1351	65.87	
Nicosia	4	20.00	235	11.46	
<b>Total</b>	<b>20</b>	<b>100%</b>	<b>2051</b>	<b>100%</b>	
<b>April 2007</b>					
	<b>Number</b>	<b>%</b>	<b>Number</b>	<b>%</b>	
Larnaca	4	11.43	265	6.94	
Limassol	22	62.85	2047	53.57	
Nicosia	5	14.29	757	19.81	
Paphos	4	11.43	752	19.68	
<b>Total</b>	<b>35</b>	<b>100%</b>	<b>3821</b>	<b>100%</b>	

**Table 19 (continuation)**

<b>Seasonality Overview</b>	<b>Number of Events</b>		<b>Number of participants</b>	
<b>May 2007</b>				
	<b>Number</b>	<b>%</b>	<b>Number</b>	<b>%</b>
Famagusta	1	3.45	46	1.42
Larnaca	1	3.45	150	4.62
Limassol	16	55.17	1252	38.53
Paphos	11	37.93	1801	55.43
<b>Total</b>	<b>29</b>	<b>100%</b>	<b>3249</b>	<b>100%</b>
<b>June 2007</b>				
	<b>Number</b>	<b>%</b>	<b>Number</b>	<b>%</b>
Famagusta	1	5.00	50	2.85
Larnaca	4	20.00	226	12.92
Limassol	12	60.00	1173	67.07
Paphos	3	15.00	300	17.16
<b>Total</b>	<b>20</b>	<b>100%</b>	<b>1749</b>	<b>100%</b>
<b>July 2007</b>				
	<b>Number</b>	<b>%</b>	<b>Number</b>	<b>%</b>
Larnaca	3	33.33	107	19.35
Limassol	4	44.45	209	37.79
Nicosia	1	11.11	37	6.69
Paphos	1	11.11	200	36.17
<b>Total</b>	<b>9</b>	<b>100%</b>	<b>553</b>	<b>100%</b>
<b>August 2007</b>				
	<b>Number</b>	<b>%</b>	<b>Number</b>	<b>%</b>
Limassol	3	37.5	125	10.98
Nicosia	3	37.5	250	21.97
Paphos	2	25.00	763	37.05
<b>Total</b>	<b>8</b>	<b>100%</b>	<b>1138</b>	<b>100%</b>

**Table 19 (continuation)**

<b>Seasonality Overview</b>	<b>Number of Events</b>		<b>Number of participants</b>	
<b>September 2007</b>				
	<b>Number</b>	<b>%</b>	<b>Number</b>	<b>%</b>
Famagusta	1	4.35	60	2.25
Larnaca	3	13.04	197	7.38
Limassol	12	52.17	1223	45.79
Nicosia	1	4.35	450	16.85
Paphos	6	26.09	741	27.74
<b>Total</b>	<b>23</b>	<b>100%</b>	<b>2671</b>	<b>100%</b>
<b>October 2007</b>				
	<b>Number</b>	<b>%</b>	<b>Number</b>	<b>%</b>
Famagusta	2	6.45	120	3.80
Larnaca	3	9.68	200	6.34
Limassol	13	41.94	1065	33.75
Nicosia	7	22.58	495	15.68
Paphos	6	19.35	1276	40.43
<b>Total</b>	<b>31</b>	<b>100%</b>	<b>3156</b>	<b>100%</b>
<b>November 2007</b>				
	<b>Number</b>	<b>%</b>	<b>Number</b>	<b>%</b>
Larnaca	2	10.00	360	23.55
Limassol	13	65.00	848	55.50
Nicosia	3	15.00	185	12.11
Paphos	2	10.00	135	8.84
<b>Total</b>	<b>20</b>	<b>100%</b>	<b>1528</b>	<b>100%</b>
<b>December 2007</b>				
	<b>Number</b>	<b>%</b>	<b>Number</b>	<b>%</b>
Limassol	4	66.68	266	54.73
Troodos	1	16.66	50	10.29
Paphos	1	16.66	170	34.98
<b>Total</b>	<b>6</b>	<b>100%</b>	<b>486</b>	<b>100%</b>
<b>GRAND TOTAL</b>	<b>229</b>		<b>23763</b>	



**Table 20**

**Seasonality by month, by event type, city, number of events and number of participants**

<b>City</b>	<b>Event type</b>	<b>Number of Events</b>		<b>Number of participants</b>	
<b>January 2007</b>					
	Type	Number	%	Number	%
Limassol	Corporate conference	8	61.54	676	55.32
	Incentive	3	23.08	96	7.86
Nicoasia	Governmental conference	1	7.69	50	4.09
Paphos	Corporate conference	1	7.69	400	32.73
<b>Total January</b>		<b>13</b>	<b>100%</b>	<b>1222</b>	<b>100%</b>
<b>February 2007</b>					
	Type	Number	%	Number	%
Larnaca	Corporate conference	1	6.67	50	2.34
	Association conference	2	13.33	184	8.60
	Governmental conference	1	6.67	350	16.36
Limasol	Corporate conference	8	53.32	815	38.10
Nicosia	Association conference	1	6.67	690	32.26
	Corporate conference	1	6.67	30	1.40
Paphos	Incentive	1	6.67	20	0.94
<b>Total February</b>		<b>15</b>	<b>100%</b>	<b>2139</b>	<b>100%</b>
<b>March 2007</b>					
	Type	Number	%	Number	%
Larnaca	Association conference	1	5.00	70	3.41
	Governmental conference	2	10.00	95	4.63
	Corporate conference	3	15.00	300	14.63
Limassol	Association conference	4	20.00	666	32.47
	Governmental conference	1	5.00	150	7.31
	Corporate conference	4	20.00	491	23.85
	Incentive	1	5.00	44	2.15

**Table 20 (continuation)**

City	Event type	Number of Events		Number of participants	
		Number	%	Number	%
Nicosia	Governmental conference	1	5.00	85	4.14
	Corporate conference	3	15.00	150	7.31
	<b>Total March</b>	<b>20</b>	<b>100%</b>	<b>2051</b>	<b>100%</b>
<b>April 2007</b>					
	Type	Number	%	Number	%
Larnaca	Governmental conference	3	8.57	205	5.37
	Corporate conference	1	2.86	60	1.57
Limassol	Association conference	3	8.57	419	10.97
	Governmental conference	3	8.57	430	11.25
	Corporate conference	12	34.28	1088	28.46
	Incentive	4	11.43	110	2.88
Nicosia	Corporate conference	1	2.86	81	2.12
	Incentive	2	5.71	76	1.99
	Association conference	1	2.86	450	11.78
	Governmental conference	1	2.86	150	3.93
Paphos	Association conference	1	2.86	140	3.66
	Governmental conference	1	2.86	400	10.47
	Corporate conference	2	5.71	212	5.55
	<b>Total April</b>	<b>35</b>	<b>100%</b>	<b>3821</b>	<b>100%</b>
<b>May 2007</b>					
	Type	Number	%	Number	%
Famagusta	Association conference	1	3.45	46	1.42
Larnaca	Governmental conference	1	3.45	150	4.62

**Table 20 (continuation)**

<b>City</b>	<b>Event type</b>	<b>Number of Events</b>		<b>Number of participants</b>	
	Type	Number	%	Number	%
Limassol	Association conference	3	10.34	192	5.90
	Governmental conference	2	6.90	137	4.22
	Corporate conference	10	34.48	879	27.05
	Incentive	1	3.45	44	1.35
Paphos	Association conference	2	6.90	190	5.85
	Corporate conference	3	10.34	1180	36.32
	Incentive	6	20.69	431	13.27
	<b>Total May</b>	<b>29</b>	<b>100%</b>	<b>3249</b>	<b>100%</b>
<b>June 2007</b>					
	Type	Number	%	Number	%
Famagusta	Governmental conference	1	5.00	50	2.86
Larnaca	Association conference	1	5.00	60	3.43
	Governmental conference	1	5.00	100	5.72
	Incentive	2	10.00	66	3.77
Limassol	Incentive	2	10.00	83	4.75
	Corporate conference	7	35.00	436	24.93
	Governmental conference	2	10.00	254	14.52
	Association conference	1	5.00	400	22.87
Paphos	Corporate conference	2	10.00	280	16.01
	Incentive	1	5.00	20	1.14
	<b>Total June</b>	<b>20</b>	<b>100%</b>	<b>1749</b>	<b>100%</b>
<b>July 2007</b>					
	Type	Number	%	Number	%
Larnaca	Association conference	3	33.33	107	19.35

**Table 20 (continuation)**

City	Event type	Number of Events		Number of participants	
		Number	%	Number	%
	Type	Number	%	Number	%
Limassol	Corporate conference	3	33.33	159	28.75
	Association conference	1	11.11	50	9.04
Paphos	Corporate conference	1	11.11	200	36.17
Nicosia	Governmental conference	1	11.12	37	6.69
	<b>Total July</b>	<b>9</b>	<b>100%</b>	<b>553</b>	<b>100%</b>
<b>August 2007</b>					
	Type	Number	%	Number	%
Limassol	Corporate conference	2	25.00	85	7.47
	Governmental conference	1	12.50	40	3.51
Paphos	Association conference	1	12.50	750	65.91
	Incentive	1	12.50	13	1.14
Nicosia	Association conference	1	12.50	80	7.03
	Governmental conference	2	25.00	170	14.94
	<b>Total August</b>	<b>8</b>	<b>100%</b>	<b>1138</b>	<b>100%</b>
<b>September 2007</b>					
	Type	Number	%	Number	%
Famagusta	Association conference	1	4.35	60	2.25
Larnaca	Corporate conference	1	4.35	50	1.87
	Governmental conference	1	4.35	80	3.00
	Association conference	1	4.35	67	2.51
Limassol	Corporate conference	6	26.08	260	9.73
	Governmental conference	1	4.35	800	29.95
	Incentive	5	21.74	163	6.10
Nicosia	Association conference	1	4.35	450	16.85

**Table 20 (continuation)**

City	Event type	Number of Events		Number of participants	
		Number	%	Number	%
	Type	Number	%	Number	%
Paphos	Corporate conference	3	13.04	419	15.68
	Incentive	3	13.04	322	12.06
	<b>Total September</b>	<b>23</b>	<b>100%</b>	<b>2671</b>	<b>100%</b>
<b>October 2007</b>					
	Type	Number	%	Number	%
Famagusta	Association conference	2	6.45	120	3.80
Larnaca	Association conference	1	3.23	50	1.58
	Governmental conference	1	3.23	100	3.17
	Incentive	1	3.23	50	1.58
Limassol	Corporate conference	7	22.58	474	15.02
	Association conference	2	6.45	270	8.56
	Governmental conference	2	6.45	233	7.38
	Incentive	2	6.45	88	2.79
Paphos	Corporate conference	5	16.13	1026	32.51
	Association conference	1	3.23	250	7.92
Nicosia	Association conference	4	12.90	340	10.77
	Governmental conference	3	9.67	155	4.92
	<b>Total October</b>	<b>31</b>	<b>100%</b>	<b>3156</b>	<b>100%</b>
<b>November 2007</b>					
	Type	Number	%	Number	%
Larnaca	Association conference	2	10.00	360	23.56
Limassol	Corporate conference	6	30.00	405	26.50
	Association conference	1	5.00	55	3.60
	Governmental conference	3	15.00	294	19.24
	Incentive	3	15.00	94	6.15

**Table 20 (continuation)**

City	Event type	Number of Events		Number of participants	
		Number	%	Number	%
	Type	Number	%	Number	%
Paphos	Corporate conference	2	10.00	135	8.84
Nicosia	Association conference	1	5.00	50	3.27
	Governmental conference	2	10.00	135	8.84
	<b>Total November</b>	<b>20</b>	<b>100%</b>	<b>1528</b>	<b>100%</b>
<b>November 2007</b>					
	Type	Number	%	Number	%
Limassol	Corporate conference	1	16.67	101	20.78
	Governmental conference	1	16.67	122	25.10
	Incentive	2	33.32	43	8.85
Paphos	Corporate conference	1	16.67	170	34.98
Troodos	Association conference	1	16.67	50	10.29
	<b>Total December</b>	<b>6</b>	<b>100%</b>	<b>486</b>	<b>100%</b>
<b>GRAND TOTAL</b>		<b>229</b>		<b>23763</b>	

**Table 21**  
**Analysis by month, coverage, city, number of events and number of participants**

<b>Month / Coverage</b>	<b>City</b>	<b>Number of Events</b>	<b>Number of participants</b>
<b>January 2007</b>			
<b>Coverage</b>	<b>City</b>	<b>Number</b>	<b>Number</b>
European	Limassol	7	603
	Nicosia	1	50
<b>Total EU</b>		<b>8</b>	<b>653</b>
International	Limassol	4	169
	Paphos	1	400
<b>Total INT</b>		<b>5</b>	<b>569</b>
<b>February 2007</b>			
<b>Coverage</b>	<b>City</b>	<b>Number</b>	<b>Number</b>
European	Limassol	2	214
	Nicosia	1	30
<b>Total EU</b>		<b>3</b>	<b>244</b>
International	Limassol	6	601
	Larnaca	4	584
	Nicosia	1	690
	Paphos	1	20
<b>Total INT</b>		<b>12</b>	<b>1895</b>
<b>March 2007</b>			
<b>Coverage</b>	<b>City</b>	<b>Number</b>	<b>Number</b>
European	Limassol	7	836
	Larnaca	2	115
	Nicosia	1	70
<b>Total EU</b>		<b>10</b>	<b>1021</b>
International	Limassol	3	515
	Larnaca	4	350
	Nicosia	3	165
<b>Total INT</b>		<b>10</b>	<b>1030</b>

**Table 21 (continuation)**

<b>Month / Coverage</b>	<b>City</b>	<b>Number of Events</b>	<b>Number of participants</b>
<b>April 2007</b>			
Coverage	City	Number	Number
European	Limassol	15	1175
	Larnaca	2	160
	Nicosia	4	708
	Paphos	2	535
<b>Total EU</b>		<b>23</b>	<b>2578</b>
International	Limassol	7	872
	Larnaca	2	105
	Nicosia	1	49
	Paphos	2	217
<b>Total INT</b>		<b>12</b>	<b>1243</b>
<b>May 2007</b>			
Coverage	City	Number	Number
European	Limassol	13	990
	Larnaca	1	150
	Paphos	10	1756
	Famagusta	1	46
<b>Total EU</b>		<b>25</b>	<b>2942</b>
International	Limassol	3	262
	Paphos	1	45
<b>Total INT</b>		<b>4</b>	<b>307</b>
<b>June 2007</b>			
Coverage	City	Number	Number
European	Limassol	5	463
	Larnaca	2	88
	Paphos	3	300
<b>Total EU</b>		<b>10</b>	<b>851</b>
International	Limassol	7	710
	Larnaca	2	138



**Table 21 (continuation)**

<b>Month / Coverage</b>	<b>City</b>	<b>Number of Events</b>	<b>Number of participants</b>
Coverage	City	Number	Number
	Famagusta	1	50
<b>Total INT</b>		<b>10</b>	<b>898</b>
<b>July 2007</b>			
Coverage	City	Number	Number
European	Limassol	2	79
	Nicosia	1	37
	Paphos	1	200
<b>Total EU</b>		<b>4</b>	<b>316</b>
International	Larnaca	3	107
	Limassol	2	130
<b>Total INT</b>		<b>5</b>	<b>237</b>
<b>August 2007</b>			
Coverage	City	Number	Number
European	Limassol	1	35
	Nicosia	1	80
<b>Total EU</b>		<b>2</b>	<b>115</b>
International	Limassol	2	90
	Nicosia	2	170
	Paphos	2	763
<b>Total INT</b>		<b>6</b>	<b>1023</b>
<b>September 2007</b>			
Coverage	City	Number	Number
European	Limassol	8	370
	Nicosia	2	130
	Paphos	6	741
<b>Total EU</b>		<b>16</b>	<b>1241</b>
International	Famagusta	1	60
	Limassol	4	853
	Nicosia	1	450

**Table 21 (continuation)**

<b>Month / Coverage</b>	<b>City</b>	<b>Number of Events</b>	<b>Number of participants</b>
Coverage	City	Number	Number
	Larnaca	1	67
<b>Total INT</b>		<b>7</b>	<b>1430</b>
<b>October 2007</b>			
Coverage	City	Number	Number
European	Larnaca	3	200
	Limassol	5	358
	Nicosia	5	345
	Paphos	5	1170
<b>Total EU</b>		<b>18</b>	<b>2073</b>
International	Famagusta	2	120
	Limassol	8	707
	Nicosia	2	150
	Paphos	1	106
<b>Total INT</b>		<b>13</b>	<b>1083</b>
<b>November 2007</b>			
Coverage	City	Number	Number
European	Larnaca	1	300
	Limassol	7	382
	Nicosia	2	135
	Paphos	1	65
<b>Total EU</b>		<b>11</b>	<b>882</b>
International	Larnaca	1	60
	Limassol	6	466
	Nicosia	1	50
	Paphos	1	70
<b>Total INT</b>		<b>9</b>	<b>646</b>

**Table 21 (continuation)**

<b>Month / Coverage</b>	<b>City</b>	<b>Number of Events</b>	<b>Number of participants</b>
<b>December 2007</b>			
<b>Coverage</b>	<b>City</b>	<b>Number</b>	<b>Number</b>
European	Limassol	3	165
<b>Total EU</b>		<b>3</b>	<b>165</b>
International	Limassol	1	101
	Paphos	1	170
	Troodos	1	50
<b>Total INT</b>		<b>3</b>	<b>321</b>
<b>EUROPEAN GRAND TOTAL</b>		<b>133</b>	<b>13081</b>
<b>INTERNATIONAL GRAND TOTAL</b>		<b>96</b>	<b>10682</b>

**Table 22**

**Analysis by month, coverage, city, type of conference number of events and number of participants**

<b>Month / Coverage</b>	<b>City</b>	<b>Type</b>	<b>Number of Events</b>	<b>Number of participants</b>
<b>January 2007</b>				
<b>Coverage</b>	<b>City</b>	<b>Type</b>	<b>Number</b>	<b>Number</b>
European	Limassol	Incentive	1	27
		Corporate conference	6	576
	Nicosia	Governmental conference	1	50
International	Limassol	Incentive	2	69
		Corporate conference	2	100
	Paphos	Corporate conference	1	400
<b>February 2007</b>				
<b>Coverage</b>	<b>City</b>	<b>Type</b>	<b>Number</b>	<b>Number</b>
European	Limassol	Corporate conference	2	214
	Nicosia	Corporate conference	1	30
International	Limassol	Corporate conference	6	601
	Larnaca	Association conference	2	184
		Corporate conference	1	50
		Governmental conference	1	350
	Paphos	Incentive	1	20
	Nicosia	Association conference	1	690
<b>March 2007</b>				
<b>Coverage</b>	<b>City</b>	<b>Type</b>	<b>Number</b>	<b>Number</b>
European	Larnaca	Association conference	1	70
		Governmental conference	1	45
	Limassol	Corporate conference	2	201
		Governmental conference	1	150
		Association conference	3	441
		Incentive	1	44

**Table 22 (continuation)**

<b>Month / Coverage</b>	<b>City</b>	<b>Type</b>	<b>Number of Events</b>	<b>Number of participants</b>
Coverage	City	Type	Number	Number
	Nicosia	Corporate conference	1	70
International	Larnaca	Corporate conference	3	300
		Governmental conference	1	50
	Limassol	Association conference	1	225
		Corporate conference	2	290
	Nicosia	Corporate conference	2	80
		Governmental conference	1	85
<b>April 2007</b>				
Coverage	City	Type	Number	Number
European	Larnaca	Corporate conference	1	100
		Governmental conference	1	60
	Limassol	Association conference	1	140
		Corporate conference	7	495
		Governmental conference	3	430
		Incentive	4	110
	Nicosia	Association conference	1	450
		Corporate conference	1	81
		Governmental conference	1	150
		Incentive	1	27
	Paphos	Corporate conference	1	135
Governmental conference		1	400	
International	Larnaca	Governmental conference	2	105
	Limassol	Association conference	2	279
		Corporate conference	5	593
	Nicosia	Incentive	1	49

**Table 22 (continuation)**

<b>Month / Coverage</b>	<b>City</b>	<b>Type</b>	<b>Number of Events</b>	<b>Number of participants</b>
Coverage	City	Type	Number	Number
	Paphos	Association conference	1	140
		Corporate conference	1	77
<b>May 2007</b>				
Coverage	City	Type	Number	Number
European	Larnaca	Governmental conference	1	150
	Limassol	Association conference	3	192
		Corporate conference	7	617
		Governmental conference	2	137
		Incentive	1	44
	Paphos	Association conference	2	190
		Corporate conference	3	1180
		Incentive	5	386
	Famagusta	Association conference	1	46
	International	Limassol	Corporate conference	3
Paphos		Incentive	1	45
<b>June 2007</b>				
Coverage	City	Type	Number	Number
European	Larnaca	Association conference	1	60
		Incentive	1	28
	Limassol	Corporate conference	2	180
		Governmental conference	1	200
		Incentive	2	83
	Paphos	Corporate conference	2	280
		Incentive	1	20
International	Famagusta	Governmental conference	1	50
	Larnaca	Governmental conference	1	100
		Incentive	1	38

**Table 22 (continuation)**

<b>Month / Coverage</b>	<b>City</b>	<b>Type</b>	<b>Number of Events</b>	<b>Number of participants</b>
Coverage	City	Type	Number	Number
	Limassol	Association conference	1	400
		Corporate conference	5	256
		Governmental conference	1	54
<b>July 2007</b>				
Coverage	City	Type	Number	Number
European	Limassol	Association conference	1	50
		Corporate conference	1	29
	Nicosia	Governmental conference	1	37
	Paphos	Corporate conference	1	200
International	Larnaca	Association conference	3	107
	Limassol	Corporate conference	2	130
<b>August 2007</b>				
Coverage	City	Type	Number	Number
European	Limassol	Corporate conference	1	35
	Nicosia	Association conference	1	80
International	Limassol	Corporate conference	1	50
		Governmental conference	1	40
	Nicosia	Governmental conference	2	170
	Paphos	Association conference	1	750
		Incentive	1	13
<b>September 2007</b>				
Coverage	City	Type	Number	Number
European	Larnaca	Corporate conference	1	50
		Governmental conference	1	80
	Limassol	Corporate conference	5	236
		Governmental conference	1	80
		Incentive	2	54

**Table 22 (continuation)**

<b>Month / Coverage</b>	<b>City</b>	<b>Type</b>	<b>Number of Events</b>	<b>Number of participants</b>
Coverage	City	Type	Number	Number
	Paphos	Corporate conference	3	419
		Incentive	3	322
International	Famagusta	Association conference	1	60
	Larnaca	Association conference	1	67
	Limassol	Corporate conference	1	24
		Governmental conference	1	800
		Incentive	2	29
	Nicosia	Association conference	1	450
<b>October 2007</b>				
Coverage	City	Type	Number	Number
European	Larnaca	Association conference	1	50
		Governmental conference	1	100
		Incentive	1	50
	Limassol	Corporate conference	4	314
		Incentive	1	44
	Nicosia	Association conference	2	190
		Governmental conference	3	155
	Paphos	Association conference	1	250
Corporate conference		4	920	
International	Famagusta	Association conference	2	120
	Limassol	Association conference	2	270
		Corporate conference	3	160
		Governmental conference	2	233
		Incentive	1	44
	Nicosia	Association conference	2	150
Paphos	Corporate conference	1	106	



**Table 22 (continuation)**

<b>Month / Coverage</b>	<b>City</b>	<b>Type</b>	<b>Number of Events</b>	<b>Number of participants</b>
<b>November 2007</b>				
Coverage	City	Type	Number	Number
European	Larnaca	Association conference	1	300
	Limassol	Corporate conference	3	160
		Governmental conference	2	172
		Incentive	2	50
	Nicosia	Governmental conference	2	135
	Paphos	Corporate conference	1	65
International	Larnaca	Association conference	1	60
	Limassol	Association conference	1	55
		Corporate conference	3	245
		Governmental conference	1	122
		Incentive	1	44
	Nicosia	Association conference	1	50
	Paphos	Corporate conference	1	70
<b>December 2007</b>				
Coverage	City	Type	Number	Number
European	Limassol	Governmental conference	1	122
		Incentive	2	43
International	Limassol	Corporate conference	1	101
	Paphos	Corporate conference	1	170
	Troodos	Association conference	1	50
<b>EUROPEAN GRAND TOTAL</b>			<b>133</b>	<b>13081</b>
<b>INTERNATIONAL GRAND TOTAL</b>			<b>96</b>	<b>10682</b>

**Table 23**

**Seasonality by Venue, month, type of conference, number of events and number of participants**

<b>Month / Coverage</b>	<b>City</b>	<b>Type</b>	<b>Number of Events</b>	<b>Number of participants</b>
<b>January 2007</b>				
<b>City</b>	<b>Venue</b>	<b>Type</b>	<b>Number</b>	<b>Number</b>
Limassol	Amathus Beach Hotel	Incentive	1	27
	Le Meridien Spa & Resort	Incentive	1	25
		Corporate conference	3	222
	Columbia Hotels & Resort	Corporate conference	1	50
	Four Seasons Hotel	Corporate conference	4	404
		Incentive	1	44
Paphos	Coral Beach & Resort	Corporate conference	1	400
Nicosia	Hilton Cyprus	Governmental conference	1	50
<b>February 2007</b>				
<b>City</b>	<b>Venue</b>	<b>Type</b>	<b>Number</b>	<b>Number</b>
Limassol	Amathus Beach Hotel	Corporate conference	3	261
	Columbia Hotels & Resort	Corporate conference	1	150
	Four Seasons Hotel	Corporate conference	4	404
Larnaca	Palm Beach Hotel	Corporate conference	1	50
	Lordos Beach Hotel	Association conference	1	100
		Governmental conference	1	350
	Sandy Beach	Association conference	1	84
Nicosia	Hilton Park	Association conference	1	690
	Hilton Cyprus	Corporate conference	1	30
Paphos	Almyra Hotel	Incentive	1	20

**Table 23 (continuation)**

<b>Month / Coverage</b>	<b>City</b>	<b>Type</b>	<b>Number of Events</b>	<b>Number of participants</b>
<b>March 2007</b>				
<b>City</b>	<b>Venue</b>	<b>Type</b>	<b>Number</b>	<b>Number</b>
Limassol	Amathus Beach Hotel	Governmental conference	1	150
	Le Meridien Spa & Resort	Corporate conference	2	290
	Hawaii Grand Hotel	Association conference	1	225
		Corporate conference	1	100
	Four Seasons	Association conference	3	441
		Corporate conference	1	101
Incentive		1	44	
Nicosia	Hilton Park	Corporate conference	1	50
		Governmental conference	1	85
	Hilton Cyprus	Corporate conference	2	100
Larnaca	Sandy Beach	Corporate conference	1	80
	Palm Beach Hotel	Association conference	1	70
		Corporate conference	2	220
		Governmental conference	1	50
	Golden Bay Hotel	Governmental conference	1	45
<b>April 2007</b>				
<b>City</b>	<b>Venue</b>	<b>Type</b>	<b>Number</b>	<b>Number</b>
Limassol	Amathus Beach Hotel	Corporate conference	2	198
	Atlantic Miramare Beach Hotel	Incentive	1	20
	Hawaii Grand Hotel	Incentive	2	46
		Association conference	1	140
		Corporate conference	1	72
		Governmental conference	2	380
	Le Meridien Spa & Resort	Association conference	1	139
		Corporate conference	2	165

**Table 23 (continuation)**

<b>Month / Coverage</b>	<b>City</b>	<b>Type</b>	<b>Number of Events</b>	<b>Number of participants</b>
City	Venue	Type	Number	Number
	Mediterranean Hotel	Governmental conference	1	50
		Association conference	1	140
		Corporate conference	4	350
	Four Seasons	Corporate conference	3	303
		Incentive	1	44
Larnaca	Sandy Beach	Corporate conference	1	60
	Lordos Beach Hotel	Governmental conference	3	205
Nicosia	Hilton Park	Corporate conference	1	81
		Association conference	1	450
	Europa Hotel	Incentive	2	76
	Hilton Cyprus	Governmental conference	1	150
Paphos	Almyra Hotel	Association conference	1	140
	Athena Royal Beach	Governmental conference	1	400
	Intercontinental Aphrodite Hills	Corporate conference	2	212
<b>May 2007</b>				
City	Venue	Type	Number	Number
Limassol	Amathus Beach Hotel	Association conference	1	72
		Corporate conference	2	181
	Columbia Hotels & Resort	Corporate conference	1	60
	Hawaii Grand Hotel	Association conference	2	120
		Corporate conference	2	125
	Le Meridien Spa & Resort	Corporate conference	1	90
	Louis Apollonia	Governmental conference	1	70
	Four Seasons	Corporate conference	4	423
Incentive		1	44	

**Table 23 (continuation)**

<b>Month / Coverage</b>	<b>City</b>	<b>Type</b>	<b>Number of Events</b>	<b>Number of participants</b>
City	Venue	Type	Number	Number
	St' Raphael	Governmental conference	1	67
Larnaca	Palm Beach Hotel	Governmental conference	1	150
Famagusta	Grecian Park	Association conference	1	46
Paphos	Almyra Hotel	Association conference	1	70
	Anassa Hotel	Incentive	2	185
	Coral Beach & Resort	Association conference	1	120
		Corporate conference	1	840
	Intercontinental Aphrodite Hills	Corporate conference	2	340
Incentive		4	246	
<b>June 2007</b>				
City	Venue	Type	Number	Number
Limassol	Amathus Beach Hotel	Association conference	1	400
		Incentive	2	83
		Corporate conference	1	46
	Hawaii Grand Hotel	Corporate conference	1	50
		Governmental conference	1	200
	Le Meridien Spa & Resort	Corporate conference	4	210
	St. Raphael	Governmental conference	1	47
Mediterranean Beach Hotel	Corporate conference	1	130	
Larnaca	Aldiana Hotel	Incentive	1	28
	Sandy Beach Hotel	Incentive	1	38
	Lordos Beach Hotel	Governmental conference	1	100
		Association conference	1	60
Paphos	Anassa Hotel	Incentive	1	20
	Intercontinental Aphrodite Hills	Corporate conference	2	280

**Table 23 (continuation)**

<b>Month / Coverage</b>	<b>City</b>	<b>Type</b>	<b>Number of Events</b>	<b>Number of participants</b>
City	Venue	Type	Number	Number
Famagusta	Aeneas Beach Hotel	Governmental conference	1	50
<b>July 2007</b>				
City	Venue	Type	Number	Number
Limassol	Atlantica Miramare Hotel	Association conference	1	50
	Four Seasons	Corporate conference	1	29
	Louis Apollonia Beach Hotel	Corporate conference	2	130
Larnaca	Lordos Beach Hotel	Association conference	3	107
Paphos	Intercontinental Aphrodite Hills	Corporate conference	1	200
Nicosia	Police Academy	Governmental conference	1	37
<b>August 2007</b>				
City	Venue	Type	Number	Number
Limassol	Amathus Beach Hotel	Governmental conference	1	40
	Le Meridien Spa & Resort	Corporate conference	2	85
Nicosia	Hilton Cyprus	Association conference	1	80
		Governmental conference	2	170
Paphos	Anassa Hotel	Incentive	1	13
	Athena Beach Hotel	Association conference	1	750
<b>September 2007</b>				
City	Venue	Type	Number	Number
Paphos	Anassa Hotel	Corporate conference	1	125
		Incentive	2	62
	Intercontinental Aphrodite Hills	Corporate conference	2	294
		Incentive	1	260

**Table 23 (continuation)**

<b>Month / Coverage</b>	<b>City</b>	<b>Type</b>	<b>Number of Events</b>	<b>Number of participants</b>
City	Venue	Type	Number	Number
Nicosia	Intercollege	Association conference	1	450
Limassol	St' Raphael	Incentive	1	30
	Hawaii Grand Hotel	Governmental conference	1	80
	Columbia Beach Hotel and Resort	Corporate conference	1	110
	Le Meridien Spa & Resort	Corporate conference	4	126
		Incentive	3	53
	Louis Apollonia Beach Hotel	Corporate conference	1	24
	Carob Mill	Governmental conference	1	800
Famagusta	Golden Coast Hotel	Association conference	1	60
Larnaca	Lordos Beach Hotel	Corporate conference	1	50
		Governmental conference	1	80
	Golden Bay Hotel	Association conference	1	67
<b>October 2007</b>				
City	Venue	Type	Number	Number
Limassol	Atlantica Miramare Hotel	Association conference	1	120
	Hawaii Grand Hotel	Governmental conference	1	150
	Four Seasons	Corporate conference	1	101
		Incentive	2	88
	Le Meridien Spa & Resort	Corporate conference	2	193
	Louis Apollonia Beach Hotel	Corporate conference	4	180
		Governmental conference	1	83
Mediterranean Beach Hotel	Association conference	1	150	

**Table 23 (continuation)**

<b>Month / Coverage</b>	<b>City</b>	<b>Type</b>	<b>Number of Events</b>	<b>Number of participants</b>
City	Venue	Type	Number	Number
Famagusta	Golden Coast Hotel	Association conference	1	40
	Aeneas Beach Hotel	Association conference	1	80
Nicosia	Hilton Cyprus	Association conference	2	170
	Hilton Park	Association conference	1	80
		Governmental conference	3	155
Olympic House	Association conference	1	90	
Paphos	Coral Beach & Resort	Association conference	1	250
		Corporate conference	3	676
	Intercontinental Aphrodite Hills	Corporate conference	2	350
Larnaca	Lordos Beach Hotel	Association conference	1	50
		Incentive	1	50
	Golden Bay Hotel	Governmental conference	1	100
<b>November 2007</b>				
City	Venue	Type	Number	Number
Limassol	Four Seasons	Corporate conference	3	303
		Governmental conference	2	244
		Incentive	1	44
	Le Meridien Spa & Resort	Association conference	1	55
		Corporate conference	2	82
		Governmental conference	1	50
		Incentive	2	50
Louis Apollonia Beach Hotel	Corporate conference	1	20	
Nicosia	Hilton Park	Association conference	1	50
		Governmental conference	2	135
Paphos	Intercontinental Aphrodite Hills	Corporate conference	2	135



**Table 23 (continuation)**

<b>Month / Coverage</b>	<b>City</b>	<b>Type</b>	<b>Number of Events</b>	<b>Number of participants</b>
City	Venue	Type	Number	Number
Larnaca	Lordos Beach Hotel	Association conference	1	60
	Golden Bay Hotel	Association conference	1	300
<b>December 2007</b>				
City	Venue	Type	Number	Number
Limassol	Le Meridien Spa & Resort	Incentive	2	43
	Four Seasons	Corporate conference	1	101
		Governmental conference	1	122
	Jubilee Hotel	Association conference	1	50
Paphos	Coral Beach & Resort	Corporate conference	1	170

## 12. COUNTRY OF ORIGIN

**Table 24**

***Analysis by country, number of events and number of participants***

<b><i>Event by country</i></b>	<b><i>Number of Events</i></b>	<b><i>Number of participants</i></b>
Armenia	1	49
Austria	4	194
Austria, Australia, Germany, Greece	1	84
Austria, Belgium, Bulgaria	1	37
Belgium	4	385
Belgium, Italy, Poland	1	70
China	1	101
Greece, Cyprus	1	90
Cyprus, Bahrain, Egypt, Jordan, Russia	1	50
Dubai	2	90
Estonia	1	20
EU, Morocco , Egypt	1	54
Europe	63	5593
Europe and Middle East	1	101
Europe, Africa, UAE	2	77
Europe, USA, UK	1	60
France	6	668
France, Holland, Greece, Malta	1	50
France, Israel, USA	1	24
Germany	7	626
Greece	18	2608
Greece, Belgium, Holland	1	60
Greece, France, Finland, Denmark, Poland	1	350
Greece, Middle East	1	80
Greece, Spain, Egypt, Libya	1	55
International	45	6367

**Table 24 (continuation)**

<b>Event by country</b>	<b>Number of Events</b>	<b>Number of participants</b>
Israel	3	113
Israel and Polland	1	30
Israel, Gulf counties, USA	1	100
Israel, Gulf countries. UK	1	100
Italy	5	441
Japan	1	20
Korea	1	13
Lebanon	1	16
Middle East	2	151
Netherlands	2	129
Norway	1	44
Poland	1	20
Romania	3	109
Russia	8	597
Russia and UK	2	920
Slovakia	1	40
Saudi Arabia	1	46
Spain	5	916
Switzerland	2	90
UAE	3	161
Ukraine and Russia	1	120
USA	5	334
UK	9	1085
United Kingdom, Germany, Sweden, Italy, Czech Republic, Portugal, USA, Canada	1	225
<b>GRAND TOTAL</b>	<b>229</b>	<b>23763</b>

**Table 25**

**Analysis by country, number of events, number of participants,  
Conferences and Incentives**

<b>Event by country</b>	<b>CONFERENCES</b>		<b>INCENTIVES</b>	
	<b>Number of Events</b>	<b>Number of participants</b>	<b>Number of Events</b>	<b>Number of participants</b>
Armenia			1	49
Austria	2	130	2	64
Austria, Australia, Germany, Greece	1	84		
Austria, Belgium, Bulgaria	1	37		
Belgium	3	365	1	20
Belgium, Italy, Poland	1	70		
China	1	101		
Greece, Cyprus	1	90		
Cyprus, Bahrain, Egypt, Jordan, Russia	1	50		
Dubai	1	77	1	13
Estonia	-	-	1	30
EU, Morocco , Egypt	1	54		
Europe	57	5423	6	170
Europe and Middle East	1	101		
Europe, Africa, UAE	2	77		
Europe, USA, UK	1	60		
France	4	521	2	147
France, Holland, Greece, Malta	1	50		
France, Israel, USA	1	24		
Germany	4	515	3	111
Greece	15	2496	3	112
Greece, Belgium, Holland	1	60		
Greece, France, Finland, Denmark, Poland	1	350		
Greece, Middle East	1	80		
Greece, Spain, Egypt, Libya	1	55		
International	44	6323	1	44

**Table 25 (continuation)**

<b>Event by country</b>	<b>CONFERENCES</b>		<b>INCENTIVES</b>	
	<b>Number of Events</b>	<b>Number of participants</b>	<b>Number of Events</b>	<b>Number of participants</b>
Israel	1	43	2	70
Israel and Polland	1	30		
Israel, Gulf counties, USA	1	100		
Israel, Gulf countries. UK	1	100		
Italy	1	160	4	281
Japan			1	20
Korea			1	13
Lebanon			1	16
Middle East	2	151		
Netherlands	2	129		
Norway			1	44
Poland	1	20		
Romania	1	35	2	74
Russia	7	574	1	23
Russia and UK	2	920		
Slovakia	1	40		
Saudi Arabia	1	46		
Spain	5	916		
Switzerland	2	90		
UAE	3	161		
Ukraine and Russia	1	120		
USA	3	252	2	82
UK	5	705	4	380
United Kingdom, Germany, Sweden, Italy, Czech Republic, Portugal, USA, Canada	1	225		
<b>GRAND TOTAL</b>	<b>189</b>	<b>22000</b>	<b>40</b>	<b>1763</b>

**Table 26**  
**Top countries by number of events**

<b>Event by country</b>	<b>Number of Events</b>
Europe	63
International	45
Greece	18
UK	9
Russia	8
Germany	7
France	6
Italy	5
Spain	5
USA	5
Austria	4
Belgium	4
Israel	3
Romania	3
UAE	3
Dubai	2
Europe, Africa, UAE	2
Middle East	2
Netherlands	2
Russia and UK	2
Switzerland	2
Armenia	1
Austria, Australia, Germany, Greece	1
Austria, Belgium, Bulgaria	1
Belgium, Italy, Poland	1
China	1
Greece, Cyprus	1
Cyprus, Bahrain, Egypt, Jordan, Russia	1

**Table 26 (continuation)**  
**Top countries by number of events**

<b>Event by country</b>	<b>Number of Events</b>
Estonia	1
EU, Morocco , Egypt	1
Europe and Middle East	1
Europe, USA, UK	1
France, Holland, Greece, Malta	1
France, Israel, USA	1
Greece, Belgium, Holland	1
Greece, France, Finland, Denmark, Poland	1
Greece, Middle East	1
Greece, Spain, Egypt, Libya	1
Israel	1
Israel and Polland	1
Israel, Gulf counties, USA	1
Israel, Gulf countries, UK	1
Japan	1
Korea	1
Lebanon	1
Poland	1
Slovakia	1
Saudi Arabia	1
Ukraine and Russia	1
United Kingdom, Germany, Sweden, Italy, Czech Republic, Portugal, USA, Canada	1
<b>GRAND TOTAL</b>	<b>229</b>

**Table 27**  
**Top countries by number of participants**

<b>Event by country</b>	<b>Number of participants</b>
International	6367
Europe	5593
Greece	2608
UK	1085
Russia and UK	920
Spain	916
France	668
Germany	626
Russia	597
Italy	441
Belgium	385
Greece, France, Finland, Denmark, Poland	350
USA	334
United Kingdom, Germany, Sweden, Italy, Czech Republic, Portugal, USA, Canada	225
Austria	194
UAE	161
Middle East	151
Netherlands	129
Ukraine and Russia	120
Israel	113
Romania	109
China	101
Europe and Middle East	101
Israel, Gulf counties, USA	100
Israel, Gulf countries, UK	100
Greece, Cyprus	90



**Table 27 (continuation)**

**Top countries by number of participants**

<b>Event by country</b>	<b>Number of participants</b>
Dubai	90
Switzerland	90
Austria, Australia, Germany, Greece	84
Greece, Middle East	80
Europe, Africa, UAE	77
Belgium, Italy, Poland	70
Greece, Belgium, Holland	60
Europe, USA, UK	60
Greece, Spain, Egypt, Libya	55
EU, Morocco, Egypt	54
Cyprus, Bahrain, Egypt, Jordan, Russia	50
France, Holland, Greece, Malta	50
Armenia	49
Saudi Arabia	46
Norway	44
Slovakia	40
Austria, Belgium, Bulgaria	37
Israel, Poland	30
France, Israel, USA	24
Estonia	20
Japan	20
Poland	20
Lebanon	16
Korea	13
<b>GRAND TOTAL</b>	<b>23763</b>

## ***D. QUESTIONNAIRE***